

ALARA STORAGE CABINET



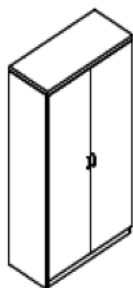
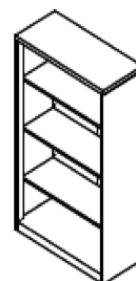
LABORATORY SAMPLE STORAGE CABINET

The ALARA's laboratory sample storage cabinet is constructed with thick high quality chemical resistant powder coated steel. ALARA's laboratory sample storage cabinet has a large 900 mm width x 450 mm depth with height of 1750 mm, and comes with 3 adjustable shelves. Customer could choose various type of door design : from open type storage cabinet, 2 swing metal doors, 4 swing metal doors to full glass doors. This will allow customer to mix and match the sample cabinets in the laboratory to provide a modern, clean and aesthetic environment.

OPEN TYPE STORAGE CABINET

Brand	ALARA, Malaysia
Model	T-AS1020
Dimensions	900W x 450D x 1750H mm

- Comes with 3 adjustable shelf



STORAGE CABINET WTH 2 SWING METAL DOOR

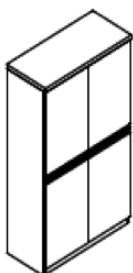
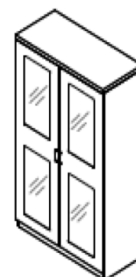
Brand	ALARA, Malaysia
Model	T-AS1020-M
Dimensions	900W x 450D x 1750H mm

- Comes with 3 adjustable shelf

STORAGE CABINET WTH 2 SWING INSERT GLASS DOOR

Brand	ALARA, Malaysia
Model	T-AS1020-MG
Dimensions	900W x 450D x 1750H mm

- Comes with 3 adjustable shelf
- Doors comes with 4 insert glass for visible purpose



STORAGE CABINET WTH 4 SWING METAL DOOR

Brand	ALARA, Malaysia
Model	T-AS1220-M
Dimensions	900W x 450D x 1750H mm

- 2 Tiers with 4 Swing Metal Door
- Each tier comes with 2 adjustable shelf (Total 4 adjustable shelf)

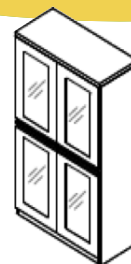
ALARA STORAGE CABINET



STORAGE CABINET WTH 2 SWING INSERT GLASS DOOR

Brand	ALARA, Malaysia
Model	T-AS1220-MG
Dimensions	900W x 450D x 1750H mm

- 2 Tiers with 4 Swing insert Glass Door for visible purpose"
- Each tier comes with 2 adjustable shelf (Total 4 adjustable shelf)



STORAGE CABINET WTH 2 SLIDING GLASS DOOR

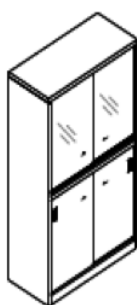
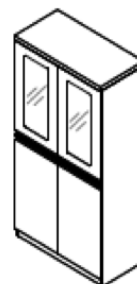
Brand	ALARA, Malaysia
Model	T-AS1220-LG
Dimensions	900W x 450D x 1750H mm

- 2 Tiers with 2 Sliding Glass Door for visible purpose
- Each tier comes with 2 adjustable shelf (Total 4 adjustable shelf)

STORAGE CABINET WTH 2 SWING INSERT GLASS DOOR AND 2 SWING SOLID DOOR

Brand	ALARA, Malaysia
Model	T-AS1220-MGM
Dimensions	900W x 450D x 1750H mm

- 1 Tier with 2 Swing Insert Glass Door for visible purpose
- 1 Tier with 2 Swing Solid Door
- Each tier comes with 2 adjustable shelf (Total 4 adjustable shelf)



STORAGE CABINET WITH 1 SLIDING GLASS DOOR AND 1 SLIDING SOLID DOOR

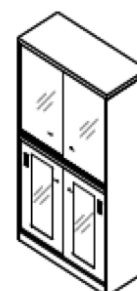
Brand	ALARA, Malaysia
Model	AS 1220 LGLM
Dimensions	900W x 450D x 1750H mm

- 1 Tier with 1 Sliding Glass Door for visible purpose
- 1 Tier with 1 Sliding Solid Door
- Each tier comes with 2 adjustable shelf (Total 4 adjustable shelf)

STORAGE CABINET WTH 2 SWING INSERT GLASS DOOR AND 2 SWING SOLID DOOR

Brand	ALARA, Malaysia
Model	AS 1220 LGMG
Dimensions	900W x 450D x 1750H mm

- 1 Tier with 1 Sliding Glass Door for visible purpose
- 1 Tier with 1 Sliding Metal Insert Glass Door
- Each tier comes with 2 adjustable shelf (Total 4 adjustable shelf)



TEAM MEDICAL & SCIENTIFIC SDN BHD

Unit D2-5-G (Ground Floor), Block D2, Pusat Perdagangan Dana 1, Jalan PJU 1A/46, 47301 Petaling Jaya, Selangor, Malaysia.

T. +603-7832 0736 | F. +603-7831 3210 | E. account@tms-lab.com | W. www.tms-lab.com